



**Glow+**

***SALICE***



# Glow+



Glow+, a sliding system for wardrobes with 2, 3 or more overlapping doors, is now equipped with a revolutionary magnetic damping system that decelerates the opening and closing action and delivers an extremely fluent and silent movement.

This innovative solution sets a new standard of silent and smooth sliding movement by eliminating the typical noise and resistance produced by spring- action dampers and enables the door to be easily opened.

Glow+ can be used both with wooden doors and aluminium-framed doors, with a max. weight of 70 kg. With the use of an optional additional strengthening kit, the system can carry doors up to 100 kg.

Assembling Glow+ is very easy and intuitive. It can be installed with screws or automatically with pressure-fixed clips.

The system can also be equipped with a magnetic cover that provides further aesthetic enhancement.

Glow+ can be used in a host of application and is particularly suitable in living rooms and in bedroom wardrobes.





**Technical information**

**FEATURES OF THE MECHANISM**

- Aluminium profiles: alloy 6060T5, anodised silver.
- Sliding wheels: high speed bearings.
- Top and bottom carriages: painted sheet metal.
- Internal components: plastic and zamak.

**DOOR FEATURES**

- Max. weight for each door 70 kg.  
With strengthening kit 100 kg. (evenly distributed).
- Thickness divided into 6 categories:
  - 1: up to 23 mm;
  - 2: up to 26 mm;
  - 3: up to 30 mm;
  - 4: up to 35 mm;
  - 5: up to 40 mm;
  - 6: up to 50 mm.
- Height from the ground: 17 mm or 33 mm.
- Material:
  - a) wood or wood-based material;
  - b) glass with metal frame.
- Minimum door width for applying damper:
  - 2 doors 600 mm;
  - 3 doors 830 mm;
  - 2 and 3 doors with strengthening kit 1000 mm.
- Door adjustment: vertical +5/-0 mm.

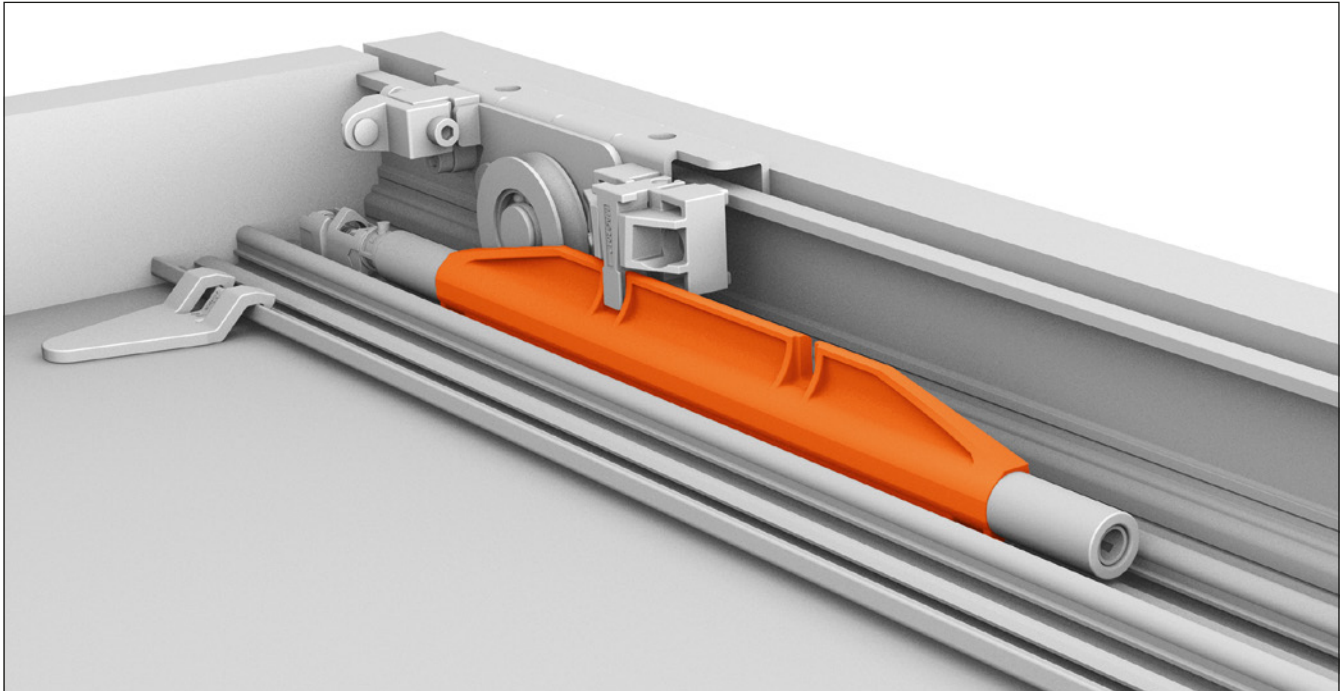
**TYPES OF OPENING**

- Glow+ is available in one, two, three or more doors, each damped both during opening and closing.




## Key features

Innovative buffer with smooth, silent magnetic action.




Stops that are extremely easy to fit and position.

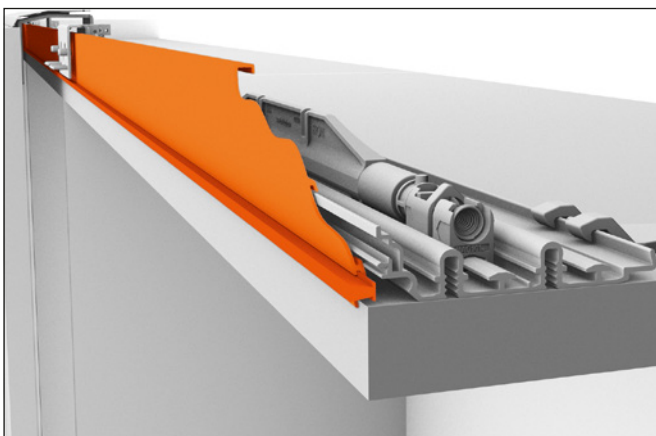
Automatic engage and release of the carriage and buffer.



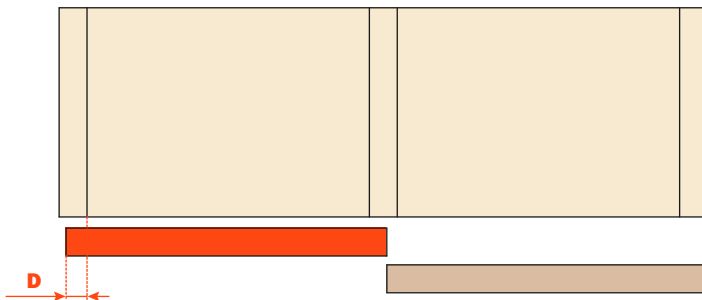
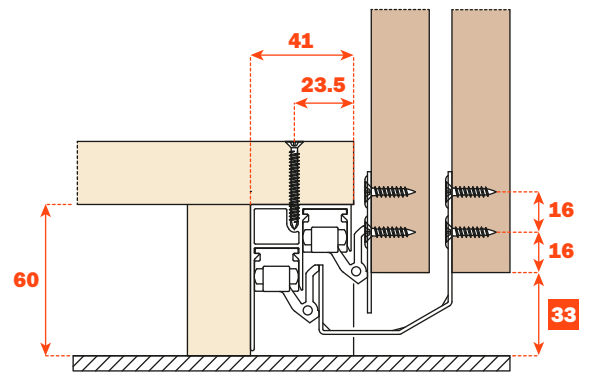
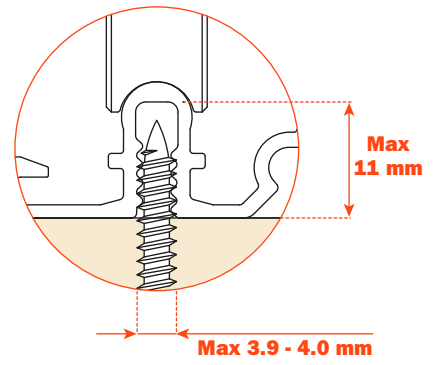
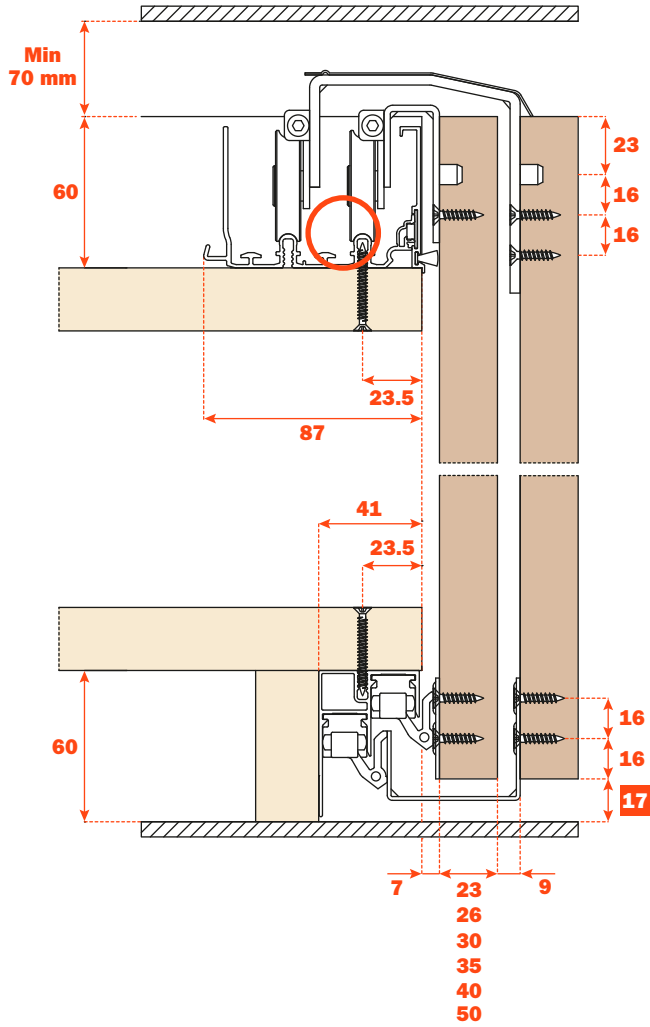
Front cover for the mechanism retained by magnets.



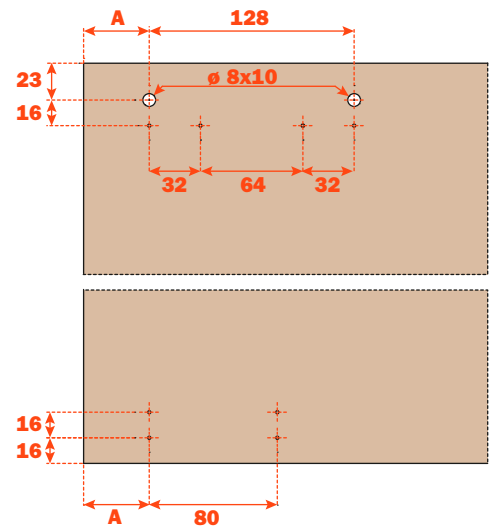
Guide tracks installed with press-fit clips.



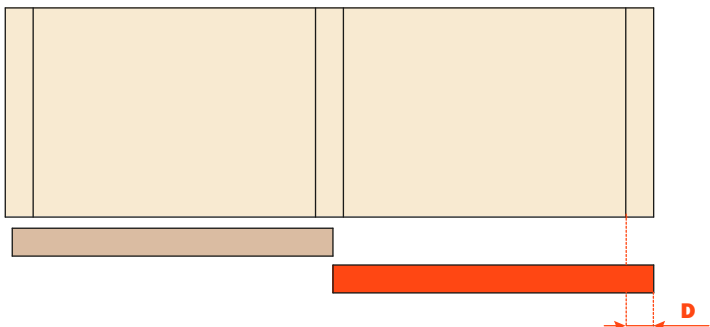
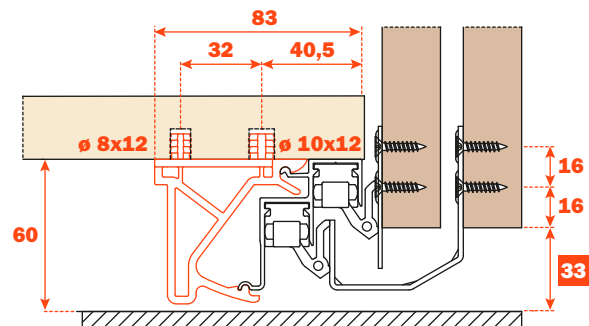
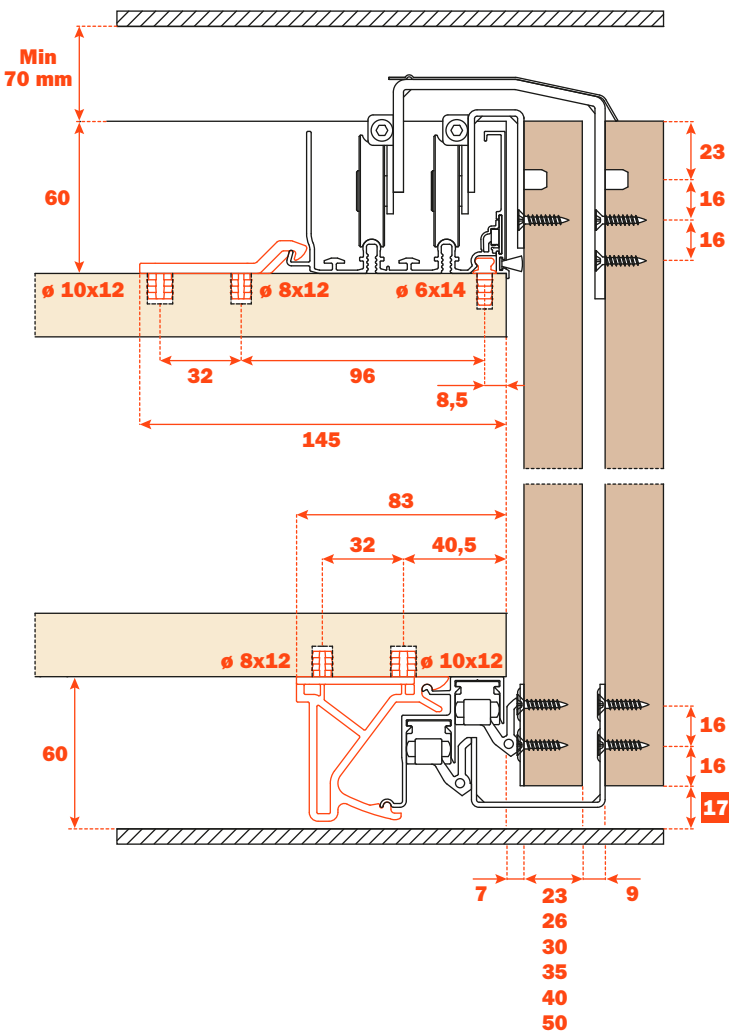
**Glow** Types of assembly



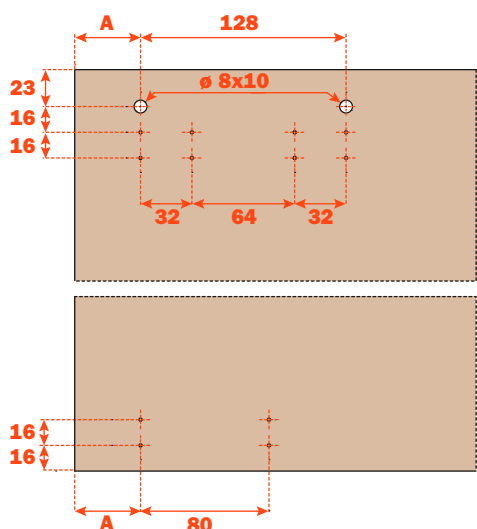
$A_{min} = D + 41 \text{ mm}$



**Klik**





















$A \text{ min} = D + 41 \text{ mm}$

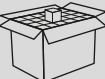



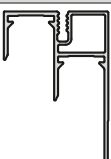

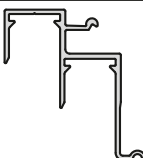


**Glow** How to order the system in individual components




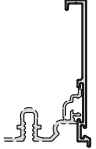
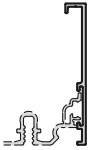
**PROFILES**

STANDARD UPPER PROFILES	L	PART NUMBER	 pcs.	 Kg	 mm	FIXING	
	mm						
Designed for front cover	6200	VE41PIA16200AB	8	39,0	105 x 115 x 6300	<b>Klik</b> 	21152 
	3100	VE41PTA13100AB	8	19,6	105 x 115 x 3200	<b>Klik</b> 	
Not designed for front cover	6200	VE41PIB16200AB	8	39,5	105 x 115 x 6300	<b>Klik</b> 	21151 
	3100	VE41PTB13100AB	8	19,8	105 x 115 x 3200	<b>Klik</b> 	


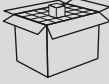







REINFORCED UPPER PROFILE	L	PART NUMBER	 pcs.	 Kg	 mm	FIXING	
	mm						
Designed for front cover	6200	VE41PIA26200AB	8	52,4	200 x 130 x 6300	<b>Klik</b> 	20944 
	3100	VE41PTA23100AB	8	26,2	200 x 130 x 3200	<b>Klik</b> 	
Not designed for front cover	6200	VE41PIB26200AB	8	52,6	200 x 130 x 6300	<b>Klik</b> 	20573 
	3100	VE41PTB23100AB	8	26,3	200 x 130 x 3200	<b>Klik</b> 	

LOWER PROFILE	L	PART NUMBER	 pcs.	 Kg	 mm	FIXING	
	mm						
	6200	VE41PIE16200AB	8	37,0	75 x 190 x 6300		21162 
	3100	VE41PTE13100AB	8	18,5	75 x 190 x 3200		
	6200	VE41BIX06200AB	8	35,8	235 x 75 x 6300	<b>Klik</b>	39428 
	3100	VE41BTX03100AB	8	17,9	235 x 75 x 3200	<b>Klik</b>	





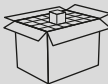












FRONT COVER	L	PART NUMBER					
	mm		pcs.	Kg	mm		
With housing for brush	6200	VE41BIA06200AB	8	15,7	125 x 75 x 6300		34032 
	3100	VE41BTA03100AB	8	7,80	125 x 75 x 3200		
Without housing for brush	6200	VE41BIB06200AB	8	15,02	125 x 75 x 6300		35510 
	3100	VE41BTB03100AB	8	7,50	125 x 75 x 3200		



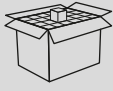
















#### INTERNAL DOOR SLIDING CARRIAGES

ARTICLE		PART NUMBER					
	mm		pcs.	Kg	m <sup>3</sup>	mm	
Upper right carriage		VE41KMCM1350DX0	30	13,0	0,016	445 x 191 x 190	
Upper left carriage		VE41KMCM1350SX0	30	13,0	0,016	445 x 191 x 190	
Lower carriage	17	VE41KMGLW310	30	2,9	0,008	295 x 292 x 100	
	33	VE41KMGLW320	30	3,6	0,008	295 x 292 x 100	

**Glow** How to order the system in individual components



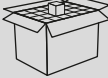








**EXTERNAL DOOR SLIDING CARRIAGES**

ARTICLE	 mm	 mm	PART NUMBER	 pcs.	 Kg	 m <sup>3</sup>	 mm	
Upper right carriage	≤ 23		VE41KMCM1370DX0	30	30,0	0,038	460 x 460 x 180	
Upper left carriage	≤ 23		VE41KMCM1370SX0	30	30,0	0,038	460 x 460 x 180	
Lower carriage	≤ 23	17	VE41KMGLW311	30	6,3	0,011	330 x 310 x 110	
	≤ 23	33	VE41KMGLW321	30	6,8	0,011	330 x 310 x 110	
Upper right carriage	≤ 26		VE41KMCM1375DX0	30	30,5	0,038	460 x 460 x 180	
Upper left carriage	≤ 26		VE41KMCM1375SX0	30	30,5	0,038	460 x 460 x 180	
Lower carriage	≤ 26	17	VE41KMGLW316	30	6,5	0,011	330 x 310 x 110	
	≤ 26	33	VE41KMGLW326	30	6,9	0,011	330 x 310 x 110	

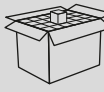














ARTICLE	 mm	 mm	PART NUMBER	 pcs.	 Kg	 m <sup>3</sup>	 mm	
Upper right carriage	≤ 30		VE41KMCM1371DX0	30	31,0	0,038	460 x 460 x 180	
Upper left carriage	≤ 30		VE41KMCM1371SX0	30	31,0	0,038	460 x 460 x 180	
Lower carriage	≤ 30	17	VE41KMGLW312	30	6,7	0,011	330 x 310 x 110	
	≤ 30	33	VE41KMGLW322	30	7,1	0,011	330 x 310 x 110	
Upper right carriage	≤ 35		VE41KMCM1372DX0	30	32,0	0,043	530 x 460 x 180	
Upper left carriage	≤ 35		VE41KMCM1372SX0	30	32,0	0,043	530 x 460 x 180	
Lower carriage	≤ 35	17	VE41KMGLW313	30	7,0	0,022	390 x 310 x 190	
	≤ 35	33	VE41KMGLW323	30	7,4	0,022	390 x 310 x 190	
Upper right carriage	≤ 40		VE41KMCM1374DX0	30	33,0	0,043	530 x 460 x 180	
Upper left carriage	≤ 40		VE41KMCM1374SX0	30	33,0	0,043	530 x 460 x 180	
Lower carriage	≤ 40	17	VE41KMGLW315	30	7,3	0,011	330 x 310 x 110	
	≤ 40	33	VE41KMGLW325	30	7,7	0,011	330 x 310 x 110	

**Glow** How to order the system in individual components

**EXTERNAL DOOR SLIDING CARRIAGES**

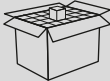













ARTICLE	 mm	 mm	PART NUMBER	 pcs.	 Kg	 m <sup>3</sup>	 mm	
Upper right carriage	≤ 50		VE41KMCM1373DX0	30	34	0,043	530 x 460 x 180	
Upper left carriage	≤ 50		VE41KMCM1373SX0	30	34	0,043	530 x 460 x 180	
Lower carriage	≤ 50	17	VE41KMGLW314	30	7,7	0,022	390 x 310 x 110	
	≤ 50	33	VE41KMGLW324	30	8,1	0,022	390 x 310 x 110	

## SHOCK ABSORBER AND STOPPERS

ARTICLE	PART NUMBER					
		pcs.	Kg	m <sup>3</sup>	mm	
Magnetic damper 25 kg	VE41KMAMCMA0500	30	5,1	0,015	350 x 180 x 125	
Magnetic damper 45 kg	VE41KMAMCMA1000	30	5,1	0,015	350 x 180 x 125	
Magnetic damper 70 kg	VE41KMAMCMA2000	30	5,1	0,015	350 x 300 x 150	
Stop for magnetic damper 45 kg	VE41KMAMCMA5000	60	5,6	0,023	420 x 240 x 175	
Stop for magnetic damper 70 kg	VE41KMAMCMA5100	60	5,6	0,023	420 x 240 x 175	
Pull for magnetic damper	VE41KMAMCMA3000	30	0,7	0,005	240 x 200 x 100	
Final stop	VE41KMANCMI2000	60	2,4	0,003	140 x 140 x 140	
Activator for final stop	VE41KMANCMI3000	30	1,6	-	120 x 80 x 40	
Lower stopper	VE41KMGLW220	60	0,7	-	-	
Anti-collision pin	VE41KMGLW510	30	1,5	-	-	
Handle guard	VE41KMGLW230	30	0,1	-	-	

**Glow** How to order the system in individual components

**ACCESSORIES**

ARTICLE	L	PART NUMBER					
	mm		pcs.	Kg	m <sup>3</sup>	mm	
Frontal pin		VE41MPGLW160	180	1,0	0,002	130 x 120 x 120	
Upper clip		VE41MPGLW260	180	2,2	0,011	330 x 310 x 110	
Lower clip		VE41MPGLW270.0	180	4,5	0,023	480 x 280 x 175	
Lower clip applicator		VE41MPGLW271.0	30	1,2	0,005	250 x 200 x 100	
Back plate		VE41MPGLW330	200	1,2	-	120 x 80 x 40	
Magnet 25x6		VE41MPMA250603	200	0,6	-	120 x 80 x 40	
Gray brush H7		VE41MPPB4829	325 m	2,0	0,030	350 x 350 x 250	
Set of anti-derailment devices (Right+Left)		VE41MPGLW280	30	0,7	0,005	234 x 174 x 119	
External door bracket cover 	600	VE41CMVS00600A	10	4,3	0,003	100 x 50 x 600	
	700	VE41CMVS00700A	10	5,1	0,004	100 x 50 x 700	
	800	VE41CMVS00800A	10	5,8	0,004	100 x 50 x 800	
	900	VE41CMVS00900A	10	6,5	0,005	100 x 50 x 900	
	1000	VE41CMVS01000A	10	7,2	0,005	100 x 50 x 1000	
	1100	VE41CMVS01100A	10	7,9	0,006	100 x 50 x 1100	
	1200	VE41CMVS01200A	10	8,7	0,006	100 x 50 x 1200	
	1300	VE41CMVS01300A	10	9,4	0,007	100 x 50 x 1300	
	1400	VE41CMVS01400A	10	10,1	0,007	100 x 50 x 1400	
	1500	VE41CMVS01500A	10	10,8	0,008	100 x 50 x 1500	
	1600	VE41CMVS01600A	10	11,5	0,008	100 x 50 x 1600	
	1700	VE41CMVS01700A	10	12,3	0,009	100 x 50 x 1700	
	1800	VE41CMVS01800A	10	13,0	0,009	100 x 50 x 1800	
	1900	VE41CMVS01900A	10	13,7	0,010	100 x 50 x 1900	
2000	VE41CMVS02000A	10	14,4	0,010	100 x 50 x 2000		

## EXAMPLES OF THE LIST OF ITEMS REQUIRED FOR ONE WARDROBE

---

### Example 1

Wardrobe with 2 doors of 900 mm, thickness 30 mm, H from the ground 17 mm, standard profile, shock absorber, front cover with brush, profile length 3100 mm.

<b>1 x VE41PTA13100AB</b>	<b>1 x VE41KMCM1350SX0</b>	<b>2 x VE41KMGLW312</b>	<b>4 x VE41KMGLW220</b>	<b>2 x VE41MPPB4829</b>
<b>1 x VE41PTE13100AB</b>	<b>2 x VE41KMGLW310</b>	<b>2 x VE41KMAMCMA1000</b>	<b>1 x VE41KMGLW230</b>	<b>1 x VE41CMVS00900A</b>
<b>1 x VE41BTA03100AB</b>	<b>1 x VE41KMCM1371DX0</b>	<b>4 x VE41KMAMCMA5000</b>	<b>5 x VE41MPGLW330</b>	
<b>1 x VE41KMCM1350DX0</b>	<b>1 x VE41KMCM1371SX0</b>	<b>2 x VE41KMAMCMA3000</b>	<b>5 x VE41MPMA250603</b>	

### Example 2

Wardrobe with 3 doors of 1200 mm, thickness 35 mm, H from the ground 33 mm, reinforced profile, shock absorber, front cover with brush, profile length 6200 mm.

<b>1 x VE41PIA26200AB</b>	<b>2 x VE41KMCM1350SX0</b>	<b>2 x VE41KMGLW323</b>	<b>4 x VE41KMGLW220</b>	<b>4 x VE41MPPB4829</b>
<b>1 x VE41PIE16200AB</b>	<b>4 x VE41KMGLW320</b>	<b>3 x VE41KMAMCMA2000</b>	<b>2 x VE41KMGLW230</b>	<b>1 x VE41CMVS01200A</b>
<b>1 x VE41BIA06200AB</b>	<b>1 x VE41KMCM1372DX0</b>	<b>6 x VE41KMAMCMA5000</b>	<b>8 x VE41MPGLW330</b>	
<b>2 x VE41KMCM1350DX0</b>	<b>1 x VE41KMCM1372SX0</b>	<b>3 x VE41KMAMCMA3000</b>	<b>8 x VE41MPMA250603</b>	

### Example 3

Wardrobe with two 800 mm doors, 23 mm thick, 17 mm high, standard profile, without damper and without front cover, 3100 mm long profiles.

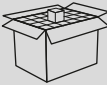








<b>1 x VE41PTB13100AB</b>	<b>1 x VE41KMCM1350SX0</b>	<b>1 x VE41KMCM1370SX0</b>	<b>4 x VE41KMANCMI2000</b>	<b>1 x VE41KMGLW230</b>
<b>1 x VE41PTE13100AB</b>	<b>2 x VE41KMGLW310</b>	<b>2 x VE41KMGLW311</b>	<b>2 x VE41KMANCMI3000</b>	<b>1 x VE41CMVS00800A</b>
<b>1 x VE41KMCM1350DX0</b>	<b>1 x VE41KMCM1370DX0</b>		<b>4 x VE41KMGLW220</b>	





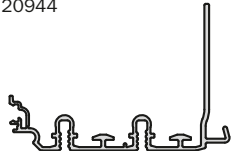


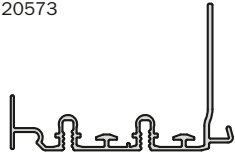

---

The examples show the amounts necessary for a cabinet; for the minimum quantity to be purchased, see the tables above.

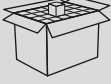



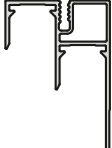

**Glow** How to order cabinet kit packages

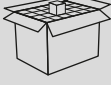



**PROFILES**

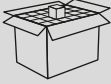


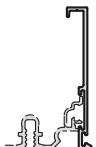
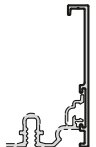
STANDARD UPPER PROFILES	L	PART NUMBER	 pcs.	 Kg	 mm	FIXING	
	mm						
Designed for front cover	6200	VE41PIA16200AB	8	39,0	105 x 115 x 6300	<b>Klik</b> 	21152 
	3100	VE41PTA13100AB	8	19,6	105 x 115 x 3200	<b>Klik</b> 	
Not designed for front cover	6200	VE41PIB16200AB	8	39,5	105 x 115 x 6300	<b>Klik</b> 	21151 
	3100	VE41PTB13100AB	8	19,8	105 x 115 x 3200	<b>Klik</b> 	

REINFORCED UPPER PROFILE	L	PART NUMBER	 pcs.	 Kg	 mm	FIXING	
	mm						
Designed for front cover	6200	VE41PIA26200AB	8	52,4	200 x 130 x 6300	<b>Klik</b> 	20944 
	3100	VE41PTA23100AB	8	26,2	200 x 130 x 3200	<b>Klik</b> 	
Not designed for front cover	6200	VE41PIB26200AB	8	52,6	200 x 130 x 6300	<b>Klik</b> 	20573 
	3100	VE41PTB23100AB	8	26,3	200 x 130 x 3200	<b>Klik</b> 	





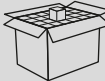


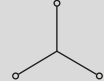
LOWER PROFILE	L	PART NUMBER	 pcs.	 Kg	 mm	FIXING	
	mm						
	6200	VE41PIE16200AB	8	37,0	75 x 190 x 6300		21162 
	3100	VE41PTE13100AB	8	18,5	75 x 190 x 3200		


LOWER PROFILE	L	PART NUMBER	 pcs.	 Kg	 mm	FIXING	
	mm						
	6200	VE41BIX06200AB	8	35,8	235 x 75 x 6300	<b>Klik</b>	39428 
	3100	VE41BTX03100AB	8	17,9	235 x 75 x 3200	<b>Klik</b>	

FRONT COVER	L	PART NUMBER	 pcs.	 Kg	 mm		
	mm						
With housing for brush	6200	VE41BIA06200AB	8	15,7	125 x 75 x 6300		34032 
	3100	VE41BTA03100AB	8	7,80	125 x 75 x 3200		
Without housing for brush	6200	VE41BIB06200AB	8	15,02	125 x 75 x 6300		35510 
	3100	VE41BTB03100AB	8	7,50	125 x 75 x 3200		

**Glow** How to order cabinet kit packages


**2-DOOR WITH DAMPER (25 KG)**

ARTICLE			PART NUMBER				
	mm	mm		pcs.	Kg	m <sup>3</sup>	mm
<b>Carriages and dampers for 2-door cabinet</b>	≤ 23	17	VE41KSKACMA2013	1	4,52	0,013	330 x 230 x 170
	≤ 23	33	VE41KSKACMA2513	1	4,54	0,013	330 x 230 x 170
	≤ 26	17	VE41KSKACMA2063	1	4,56	0,013	330 x 230 x 170
	≤ 26	33	VE41KSKACMA2563	1	4,57	0,013	330 x 230 x 170
	≤ 30	17	VE41KSKACMA2023	1	4,59	0,013	330 x 230 x 170
	≤ 30	33	VE41KSKACMA2523	1	4,61	0,013	330 x 230 x 170
	≤ 35	17	VE41KSKACMA2033	1	4,65	0,014	340 x 240 x 175
	≤ 35	33	VE41KSKACMA2533	1	4,67	0,014	340 x 240 x 175
	≤ 40	17	VE41KSKACMA2043	1	4,71	0,014	340 x 240 x 180
	≤ 40	33	VE41KSKACMA2543	1	4,73	0,014	340 x 240 x 180
	≤ 50	17	VE41KSKACMA2053	1	4,89	0,015	340 x 240 x 190
	≤ 50	33	VE41KSKACMA2553	1	4,91	0,015	340 x 240 x 190



**2-DOOR WITH DAMPER (45 KG)**


ARTICLE			PART NUMBER				
	mm	mm		pcs.	Kg	m <sup>3</sup>	mm
<b>Carriages and dampers for 2-door cabinet</b>	≤ 23	17	VE41KSKACMA2010	1	4,52	0,013	330 x 230 x 170
	≤ 23	33	VE41KSKACMA2510	1	4,54	0,013	330 x 230 x 170
	≤ 26	17	VE41KSKACMA2060	1	4,56	0,013	330 x 230 x 170
	≤ 26	33	VE41KSKACMA2560	1	4,57	0,013	330 x 230 x 170
	≤ 30	17	VE41KSKACMA2020	1	4,59	0,013	330 x 230 x 170
	≤ 30	33	VE41KSKACMA2520	1	4,61	0,013	330 x 230 x 170
	≤ 35	17	VE41KSKACMA2030	1	4,65	0,014	340 x 240 x 175
	≤ 35	33	VE41KSKACMA2530	1	4,67	0,014	340 x 240 x 175
	≤ 40	17	VE41KSKACMA2040	1	4,71	0,014	340 x 240 x 180
	≤ 40	33	VE41KSKACMA2540	1	4,73	0,014	340 x 240 x 180
	≤ 50	17	VE41KSKACMA2050	1	4,89	0,015	340 x 240 x 190
	≤ 50	33	VE41KSKACMA2550	1	4,91	0,015	340 x 240 x 190



**Glow** How to order cabinet kit packages


**2-DOOR WITH DAMPER (70 KG)**

ARTICLE			PART NUMBER				
	mm	mm		pcs.	Kg	m <sup>3</sup>	mm
<b>Carriages and dampers for 2-door cabinet</b>	≤ 23	17	VE41KSKACMA2015	1	4,52	0,013	330 x 230 x 170
	≤ 23	33	VE41KSKACMA2515	1	4,54	0,013	330 x 230 x 170
	≤ 26	17	VE41KSKACMA2065	1	4,56	0,013	330 x 230 x 170
	≤ 26	33	VE41KSKACMA2565	1	4,57	0,013	330 x 230 x 170
	≤ 30	17	VE41KSKACMA2025	1	4,59	0,013	330 x 230 x 170
	≤ 30	33	VE41KSKACMA2525	1	4,61	0,013	330 x 230 x 170
	≤ 35	17	VE41KSKACMA2035	1	4,65	0,014	340 x 240 x 175
	≤ 35	33	VE41KSKACMA2535	1	4,67	0,014	340 x 240 x 175
	≤ 40	17	VE41KSKACMA2045	1	4,71	0,014	340 x 240 x 180
	≤ 40	33	VE41KSKACMA2545	1	4,73	0,014	340 x 240 x 180
	≤ 50	17	VE41KSKACMA2055	1	4,89	0,015	340 x 240 x 190
	≤ 50	33	VE41KSKACMA2555	1	4,91	0,015	340 x 240 x 190





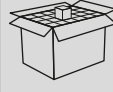


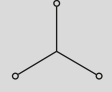
### 3-DOOR WITH DAMPER (25 KG)


ARTICLE			PART NUMBER				
	mm	mm		pcs.	Kg	m <sup>3</sup>	mm
<b>Carriages and dampers for 3-door cabinet</b>	≤ 23	17	VE41KSKACMA3013	1	6,02	0,013	330 x 230 x 170
	≤ 23	33	VE41KSKACMA3513	1	6,06	0,013	330 x 230 x 170
	≤ 26	17	VE41KSKACMA3063	1	6,05	0,013	330 x 230 x 170
	≤ 26	33	VE41KSKACMA3563	1	6,08	0,013	330 x 230 x 170
	≤ 30	17	VE41KSKACMA3023	1	6,09	0,013	330 x 230 x 170
	≤ 30	33	VE41KSKACMA3523	1	6,13	0,013	330 x 230 x 170
	≤ 35	17	VE41KSKACMA3033	1	6,15	0,014	340 x 240 x 175
	≤ 35	33	VE41KSKACMA3533	1	6,19	0,014	340 x 240 x 175
	≤ 40	17	VE41KSKACMA3043	1	6,21	0,014	340 x 240 x 180
	≤ 40	33	VE41KSKACMA3543	1	6,25	0,014	340 x 240 x 180
	≤ 50	17	VE41KSKACMA3053	1	6,39	0,015	340 x 240 x 190
	≤ 50	33	VE41KSKACMA3553	1	6,43	0,015	340 x 240 x 190



**Glow** How to order cabinet kit packages


**3-DOOR WITH DAMPER (45 KG)**

ARTICLE			PART NUMBER				
	mm	mm		pcs.	Kg	m <sup>2</sup>	mm
<b>Carriages and dampers for 3-door cabinet</b>	≤ 23	17	VE41KSKACMA3010	1	6,02	0,013	330 x 230 x 170
	≤ 23	33	VE41KSKACMA3510	1	6,06	0,013	330 x 230 x 170
	≤ 26	17	VE41KSKACMA3060	1	6,05	0,013	330 x 230 x 170
	≤ 26	33	VE41KSKACMA3560	1	6,08	0,013	330 x 230 x 170
	≤ 30	17	VE41KSKACMA3020	1	6,09	0,013	330 x 230 x 170
	≤ 30	33	VE41KSKACMA3520	1	6,13	0,013	330 x 230 x 170
	≤ 35	17	VE41KSKACMA3030	1	6,15	0,014	340 x 240 x 175
	≤ 35	33	VE41KSKACMA3530	1	6,19	0,014	340 x 240 x 175
	≤ 40	17	VE41KSKACMA3040	1	6,21	0,014	340 x 240 x 180
	≤ 40	33	VE41KSKACMA3540	1	6,25	0,014	340 x 240 x 180
	≤ 50	17	VE41KSKACMA3050	1	6,39	0,015	340 x 240 x 190
	≤ 50	33	VE41KSKACMA3550	1	6,43	0,015	340 x 240 x 190



**3-DOOR WITH DAMPER (70 KG)**

ARTICLE			PART NUMBER				
	mm	mm		pcs.	Kg	m <sup>3</sup>	mm
<b>Carriages and dampers for 3-door cabinet</b>	≤ 23	17	VE41KSKACMA3015	1	6,02	0,013	330 x 230 x 170
	≤ 23	33	VE41KSKACMA3515	1	6,06	0,013	330 x 230 x 170
	≤ 26	17	VE41KSKACMA3065	1	6,05	0,013	330 x 230 x 170
	≤ 26	33	VE41KSKACMA3565	1	6,08	0,013	330 x 230 x 170
	≤ 30	17	VE41KSKACMA3025	1	6,09	0,013	330 x 230 x 170
	≤ 30	33	VE41KSKACMA3525	1	6,13	0,013	330 x 230 x 170
	≤ 35	17	VE41KSKACMA3035	1	6,15	0,014	340 x 240 x 175
	≤ 35	33	VE41KSKACMA3535	1	6,19	0,014	340 x 240 x 175
	≤ 40	17	VE41KSKACMA3045	1	6,21	0,014	340 x 240 x 180
	≤ 40	33	VE41KSKACMA3545	1	6,25	0,014	340 x 240 x 180
	≤ 50	17	VE41KSKACMA3055	1	6,39	0,015	340 x 240 x 190
	≤ 50	33	VE41KSKACMA3555	1	6,43	0,015	340 x 240 x 190




**Glow** How to order cabinet kit packages

**2-DOOR WITHOUT DAMPER**

ARTICLE			PART NUMBER				
	mm	mm		pcs.	Kg	m <sup>3</sup>	mm
<b>Carriages and stopper for 2-door cabinet</b>	≤ 23	17	VE41KSNACMI2010	1	3,86	0,009	330 x 230 x 120
	≤ 23	33	VE41KSNACMI2510	1	3,88	0,009	330 x 230 x 120
	≤ 26	17	VE41KSNACMI2060	1	3,89	0,009	330 x 230 x 120
	≤ 26	33	VE41KSNACMI2560	1	3,92	0,009	330 x 230 x 120
	≤ 30	17	VE41KSNACMI2020	1	3,93	0,009	330 x 230 x 120
	≤ 30	33	VE41KSNACMI2520	1	3,95	0,009	330 x 230 x 120
	≤ 35	17	VE41KSNACMI2030	1	3,99	0,010	340 x 240 x 125
	≤ 35	33	VE41KSNACMI2530	1	4,01	0,010	340 x 240 x 125
	≤ 40	17	VE41KSNACMI2040	1	4,05	0,011	340 x 240 x 130
	≤ 40	33	VE41KSNACMI2540	1	4,07	0,011	340 x 240 x 130
	≤ 50	17	VE41KSNACMI2050	1	4,23	0,011	340 x 240 x 140
	≤ 50	33	VE41KSNACMI2550	1	4,25	0,011	340 x 240 x 140

**3-DOOR WITHOUT DAMPER**

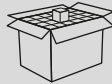



ARTICLE			PART NUMBER				
	mm	mm		pcs.	Kg	m <sup>3</sup>	mm
<b>Carriages and stopper for 3-door cabinet</b>	≤ 23	17	VE41KSNACMI3010	1	4,04	0,009	330 x 230 x 120
	≤ 23	33	VE41KSNACMI3510	1	4,24	0,009	330 x 230 x 120
	≤ 26	17	VE41KSNACMI3060	1	4,06	0,009	330 x 230 x 120
	≤ 26	33	VE41KSNACMI3560	1	4,28	0,009	330 x 230 x 120
	≤ 30	17	VE41KSNACMI3020	1	4,11	0,009	330 x 230 x 120
	≤ 30	33	VE41KSNACMI3520	1	4,31	0,009	330 x 230 x 120
	≤ 35	17	VE41KSNACMI3030	1	4,17	0,010	340 x 240 x 125
	≤ 35	33	VE41KSNACMI3530	1	4,37	0,010	340 x 240 x 125
	≤ 40	17	VE41KSNACMI3040	1	4,23	0,011	340 x 240 x 130
	≤ 40	33	VE41KSNACMI3540	1	4,43	0,011	340 x 240 x 130
	≤ 50	17	VE41KSNACMI3050	1	4,41	0,011	340 x 240 x 140
	≤ 50	33	VE41KSNACMI3550	1	4,61	0,011	340 x 240 x 140

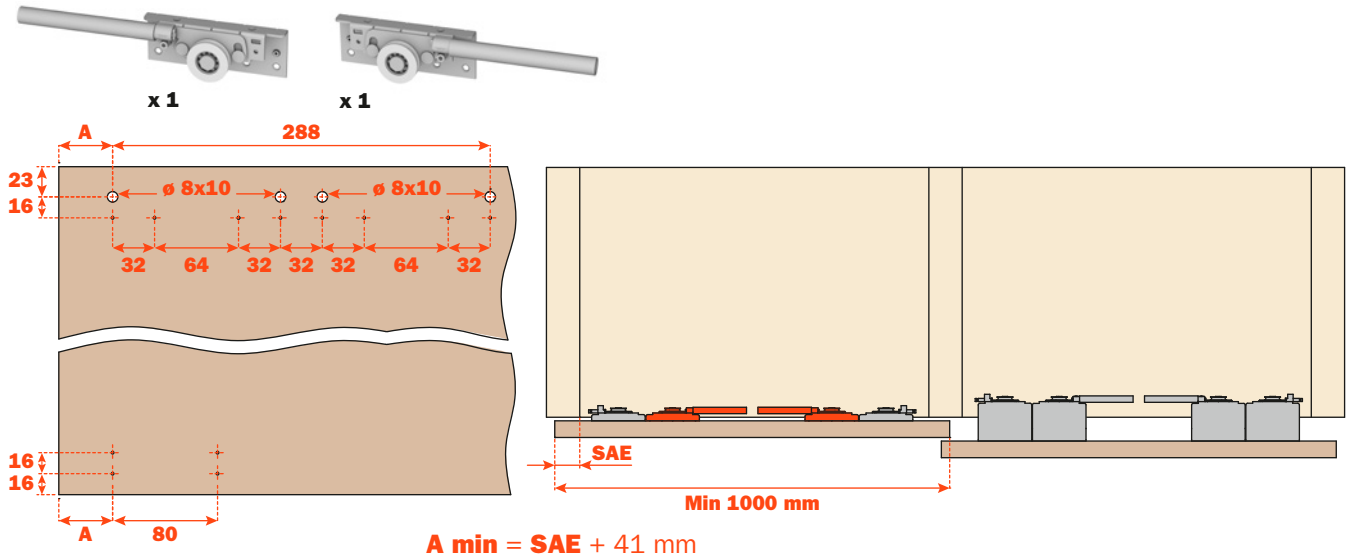









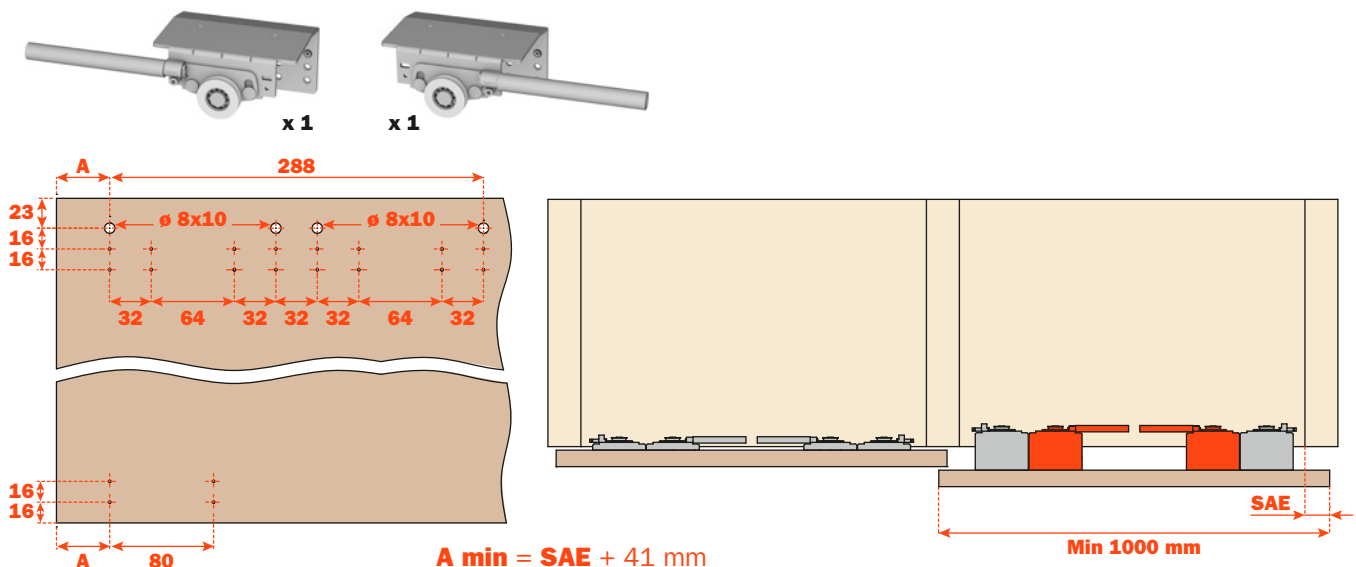
### 100 KG CARRIAGE KIT

A pair of carriages, which in addition to the standard ones, increase the weight capacity of the system up to max. 100 kg per door.

ARTICLE	PART NUMBER	 pcs.	 Kg	 m <sup>3</sup>	 mm
Internal door carriages	VE41KSKPCMI1A99	1	1,2	0,011	340 x 240 x 136

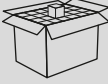






ARTICLE	 mm	PART NUMBER	 pcs.	 Kg	 m <sup>3</sup>	 mm
External door carriages	23	VE41KSKPCMI1A19	1	2,2	0,011	340 x 240 x 136
	26	VE41KSKPCMI1A69	1	2,3	0,011	340 x 240 x 136
	30	VE41KSKPCMI1A29	1	2,3	0,011	340 x 240 x 136
	35	VE41KSKPCMI1A39	1	2,4	0,011	340 x 240 x 136
	40	VE41KSKPCMI1A49	1	2,5	0,011	340 x 240 x 136
	50	VE41KSKPCMI1A59	1	2,6	0,011	340 x 240 x 136



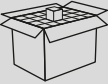



**Glow** How to order cabinet kit packages


**FRONT COVER ACCESSORIES KIT**

ARTICLE	L	PART NUMBER	 pcs.	 Kg	 m <sup>3</sup>	 mm
	mm					
Kit of magnets, back plates and brush	≤ 2000	VE41KSM0S05	1	0,10	-	120 x 80 x 4
	≤ 3000	VE41KSM0S06	1	0,12	-	120 x 80 x 4
	≤ 4000	VE41KSM0S07	1	0,14	-	120 x 80 x 4

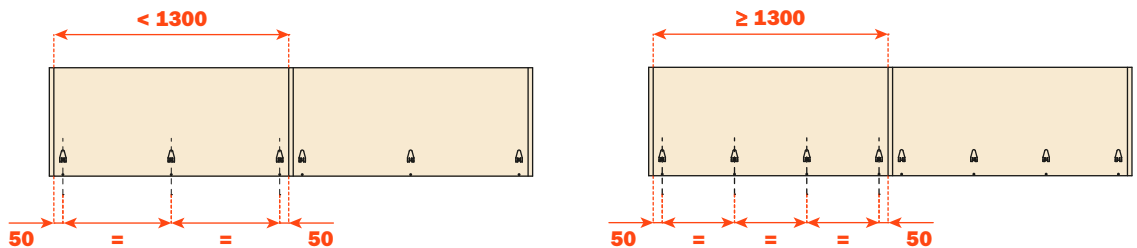


**KIT CLIP**

ARTICLE	PART NUMBER	 pcs.	 Kg	 m <sup>3</sup>	 mm
Set of 9 clips with applicator	VE41KSCCLIP9	1	0,37	-	-

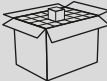





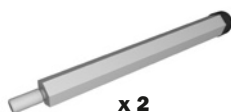
**Klik**



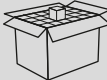





### ANTI-COLLISION PINS KIT

For 3-door cabinets, is possible to order anti-collision pins, to be applied to the internal door (1 kit of 2 pieces).

ARTICLE	PART NUMBER	 pcs.	 Kg	 m <sup>3</sup>	 mm
Anti-collision pins	VE41KMGLW510C	1	0,05	-	-



### DUST COVER WITH SELF ADHESIVE VELCRO

ARTICLE	L	PART NUMBER	 pcs.	 Kg	 m <sup>3</sup>	 mm
	 mm					
External door bracket cover 	600	VE41CSVS00600A	1	0,31	0,003	900 x 110 x 30
	700	VE41CSVS00700A	1	0,33	0,003	900 x 110 x 30
	800	VE41CSVS00800A	1	0,35	0,003	900 x 110 x 30
	900	VE41CSVS00900A	1	0,38	0,003	900 x 110 x 30
	1000	VE41CSVS01000A	1	0,45	0,004	1200 x 110 x 30
	1100	VE41CSVS01100A	1	0,48	0,004	1200 x 110 x 30
	1200	VE41CSVS01200A	1	0,50	0,004	1200 x 110 x 30
	1300	VE41CSVS01300A	1	0,52	0,005	1500 x 110 x 30
	1400	VE41CSVS01400A	1	0,55	0,005	1500 x 110 x 30
	1500	VE41CSVS01500A	1	0,63	0,006	1500 x 110 x 30
	1600	VE41CSVS01600A	1	0,66	0,006	2000 x 110 x 30
	1700	VE41CSVS01700A	1	0,68	0,006	2000 x 110 x 30
	1800	VE41CSVS01800A	1	0,70	0,006	2000 x 110 x 30
	1900	VE41CSVS01900A	1	0,72	0,006	2000 x 110 x 30
2000	VE41CSVS02000A	1	0,85	0,006	2000 x 110 x 30	

**Glow** How to order cabinet kit packages**EXAMPLES OF THE LIST OF ITEMS REQUIRED FOR ONE WARDROBE****Example 1**

Wardrobe with 2 doors (70 kg) of 900 mm, thickness 30 mm, H from the ground 17 mm, standard profile, shock absorber, front cover with brush, profile length 3100 mm.

<b>1 x VE41PTA13100AB</b>	<b>1 x VE41PTA13100AB</b>
<b>1 x VE41PTE13100AB</b>	<b>1 x VE41PTE13100AB</b>
<b>1 x VE41BTA03100AB</b>	<b>1 x VE41BTA03100AB</b>
	<b>1 x VE41KSM0S05</b>
	<b>1 x VE41CSVS00900A</b>
	<b>1 x VE41KSKACMA2025</b>

**Example 2**

Wardrobe with 3 doors (45 kg) of 1200 mm, thickness 35 mm, H from the ground 33 mm, reinforced profile, shock absorber, front cover with brush, profile length 6200 mm.

<b>1 x VE41PIA26200AB</b>	<b>1 x VE41KSM0S07</b>
<b>1 x VE41PIE16200AB</b>	<b>1 x VE41CSVS01200A</b>
<b>1 x VE41BIA06200AB</b>	<b>1 x VE41KSKACMA3530</b>

**Example 3**

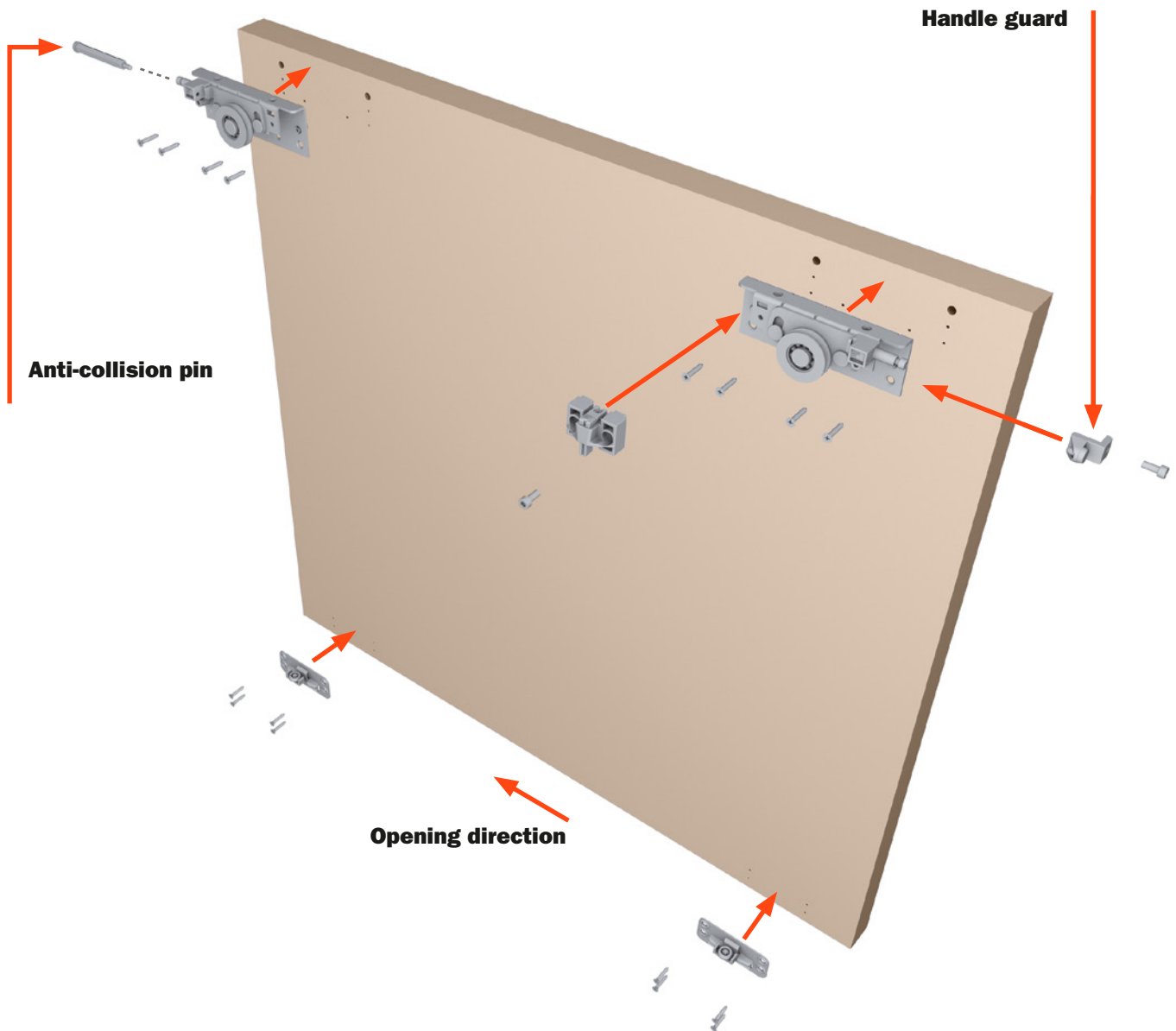
Wardrobe with 3 doors of 1200 mm, thickness 50 mm, H from the ground 33 mm, standard profile, without damper and front cover without brush, profile length 6200 mm.

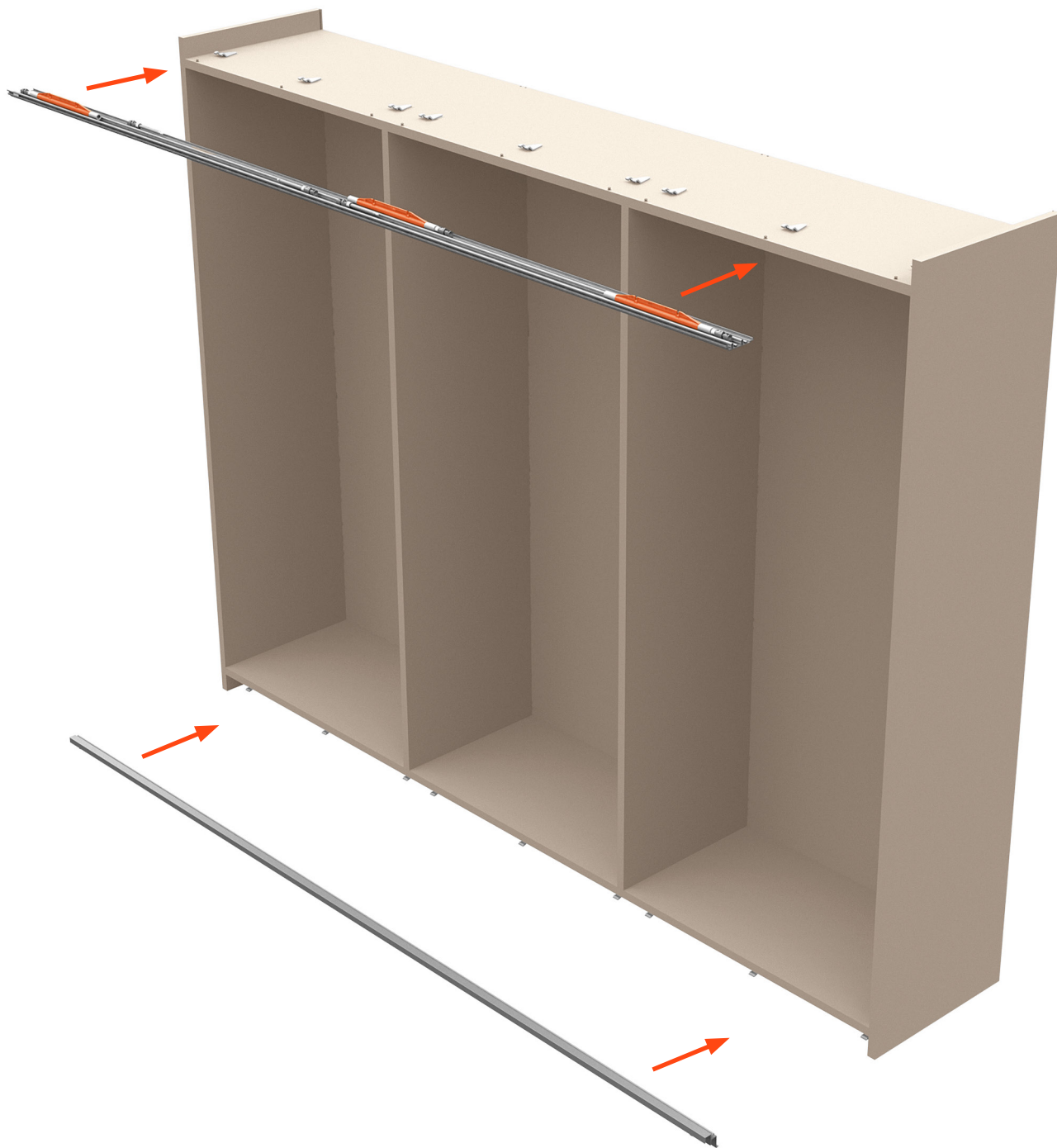
<b>1 x VE41PIA16200AB</b>	<b>1 x VE41KSM0S07</b>
<b>1 x VE41BIA06200AB</b>	<b>1 x VE41CSVS01200A</b>
<b>1 x VE41BIB06200AB</b>	<b>1 x VE41KSNACMI3550</b>

The examples show the amounts necessary for a cabinet; for the minimum quantity to be purchased, see the tables above.

## Assembling the carriages

### INTERNAL DOORS



**Assembling the mechanism****PATENTS**

Patent filed with the Ministry of Productive Activities - Italian Patent and Trademark Office (U.I.B.M.).



## ARTURO SALICE S.p.A.

VIA PROVINCIALE NOVEDRATESE, 10  
22060 NOVEDRATE (COMO) ITALIA  
TEL. 031 790424 - FAX 031 791508  
info.salice@salice.com - www.salice.com

### DEUTSCHE SALICE GMBH

RUDOLF DIESEL STR. 10  
POSTFACH 1154  
74382 NECKARWESTHEIM  
TEL. 07233 9807-0  
FAX. 07233 9807-16  
info.salice@deutschesalice.de  
www.salice.com

### DEUTSCHE SALICE GMBH

VERKAUFSBÜRO NORD  
RINGSTRASSE 36/A30 CENTER  
32584 LÖHNE  
TEL. 05731 15608-0  
FAX. 05731 15608-10  
vknord@deutschesalice.de  
www.salice.com

### SALICE UK LTD.

KINGFISHER WAY  
HINCHINGBROOKE BUSINESS PARK  
HUNTINGDON CAMBS PE 29 6FN  
TEL. 01480 413831  
FAX. 01480 451489  
info.salice@saliceuk.co.uk  
www.salice.com

## BORTOLUZZI SISTEMI S.p.A.

VIA CADUTI 14 SETTEMBRE 1944, 45  
32100 BELLUNO ITALIA  
TEL. 0437 930866 - FAX 0437 931442  
info@bortoluzzi.com - www.bortoluzzi.com

### SALICE FRANCE S.A.R.L.

ROUTE DE GOA ZAC LES 3 MOULINS  
06600 ANTIBES  
TEL. 0493 330069  
FAX. 0493 330141  
info.salice@salicefrance.com  
www.salice.com

### SALICE ESPAÑA, S.L.U.

CALLE COPÉRNICO, 11  
POLÍGONO INDUSTRIAL COLL DE LA MANYA  
08403 GRANOLLERS (BARCELONA)  
TEL. 938 45 88 61  
FAX 938 49 11 97  
info.salice@saliceespana.es  
www.salice.com

### SALICE PORTUGAL UNIP. LDA

VIA ROTA DOS MÓVEIS I n.399  
4585-325 GANDRA-PAREDES (DISTRITO PORTO)  
TEL. 00351 224 154 221  
info@saliceportugal.pt  
www.salice.com

### SALICE CHINA (SHANGHAI) CO. LTD.

1st FLOOR, B1 BLDG 928 MINGZHU ROAD  
XUJING, QINGPU DISTRICT  
SHANGHAI 201702 - CHINA  
TEL. 021 3988 9880  
FAX. 021 3988 9882  
info.salice@salicechina.com  
www.salicechina.com

### SALICE INDIA PVT. LTD.

1001 & 1002, 10TH FLOOR,  
CENTRUM, PLOT NO. C-3,  
OPP. WAGLE PRABHAG SAMITI OFFICE,  
MIDC AREA, WAGLE INDUSTRIAL ESTATE,  
THANE - 400604, MAHARASHTRA  
TEL. 022 20812050  
info@saliceindia.com  
www.salice.com

### SALICE CANADA INC.

3500 RIDGEWAY DRIVE,  
UNIT#1  
MISSISSAUGA, ONTARIO, L5L 0B4  
TEL. 905 8208787  
FAX. 905 8207226  
info.salice@salicecanada.com  
www.salicecanada.com

### SALICE AMERICA INC.

2123 CROWN CENTRE DRIVE  
CHARLOTTE NC. 28227  
TEL. 704 8417810  
FAX. 704 8417808  
info.salice@saliceamerica.com  
www.saliceamerica.com



**Digital contents**

DOCASS004ENG Ed. 04 - 12/2021

